

Topic 13th July – 17th July

Monday 13th July: World habitats

Do you remember how plants and animals rely on the environment around them to provide them with everything they need?







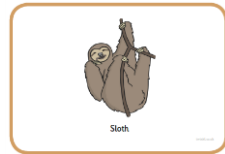
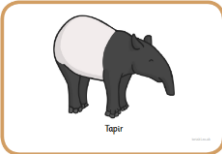

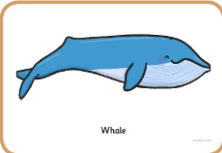
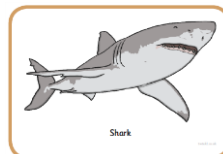





This means they have to live somewhere that has the right conditions to help them stay alive and well.



Because different places around the world have different conditions, the plants and animals that live there are different too.



Can you sort the animals underneath into the different habitats?



Tuesday 14th July: Working together, staying alive

Living things in a habitat **depend** on each other. This means they need each other to stay alive.

Squirrels and oak trees are part of a woodland habitat.

Why might this squirrel need an oak tree to stay alive?



Food: Acorns are a squirrels favourite food.



Safety: Living high in an oak tree gives squirrels protection from foxes and badgers, and gives them a safe place to have babies.

Shelter: The oak tree protects the squirrel from the wind, cold and rain, and bigger animals.



Can you sort the labels underneath into the different parts of the habitat?

- Monkeys** live in trees and eat fruit, insects, frogs and birds.
- Trees** give shelter and food to animals.
- Jaguars** eat deer, monkeys, frogs, snakes and fish.
- Deer** shelter in fallen leaves and eat leaves, grass, fruit and berries.
- Birds** eat fruit and scatter seeds so new trees can grow.
- Snakes** live in fallen leaves and eat insects and frogs.
- Insects** shelter in trees and eat the leaves.
- Frogs** shelter in trees and eat the insects.

Challenge: complete this sentence

Plants need animals to _____. Animals need plants for _____ and _____. Some animals _____ other animals.

Wednesday 15th July: Researching a habitat

Today you will research your favourite habitat.

- What is the weather like?
- What plants and animals live there?
- What other things are there? Rocks? Water?

You can use the internet, books, magazine or even ask people questions and see if they can give you some great habitat knowledge.

Set out your work like this, if it helps:

Draw your chosen habitat, and label the plants and animals that live there.

Write a sentence describing what it is like in this habitat.


Thursday 16th July: Creating a habitat

Using your research from yesterday, today we would like you to create a habitat in a shoebox, delivery box, cereal box or any other type of box you have! Today you will create the habitat (the background). Think about the sky, trees, rocks, water and anything else you might see. Have a look at these examples for some ideas.



Friday 17th July: Creating a habitat, day 2

Finish your habitat by making the animals that live there. Use paper, card, toilet rolls, and pictures from magazines or newspapers. Find the animals that live in your habitat and add them to the appropriate place (think about where they would live in that habitat).



Challenge

Can you add labels to your habitat?

Can you write fact cards to go with your habitat? (Use your research to help you)